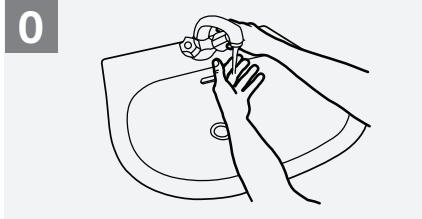


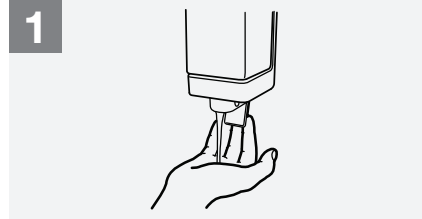
PROPER HANDWASH TECHNIQUE

WASH HANDS WHEN VISIBLY SOILED! OTHERWISE, USE HANDRUB.

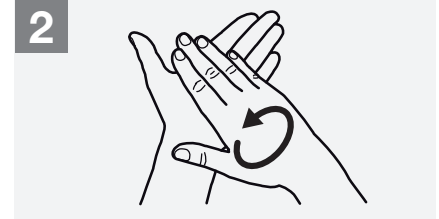
Duration of the entire procedure: 40-60 seconds



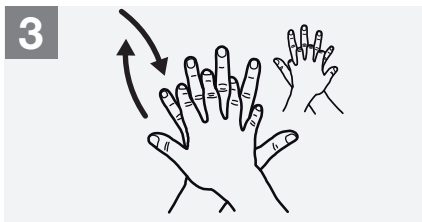
Wet hands with water;



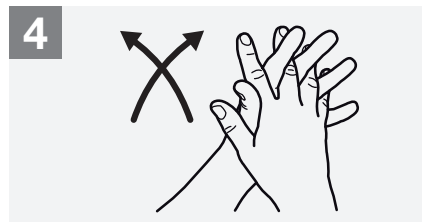
Apply enough soap to cover all hand surfaces;



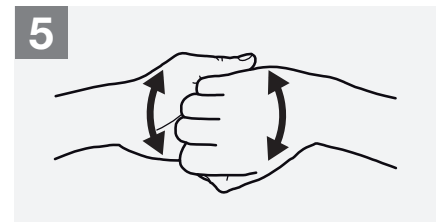
Rub hands palm to palm;



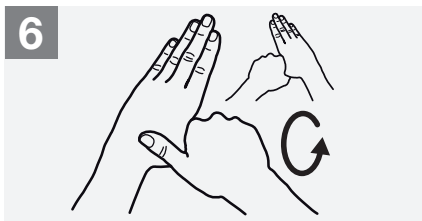
Right palm over left dorsum with interlaced fingers and vice versa;



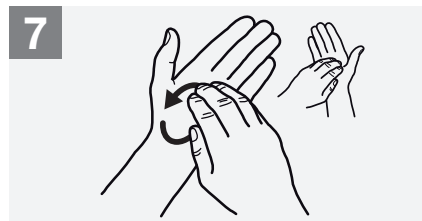
Palm to palm with fingers interlaced;



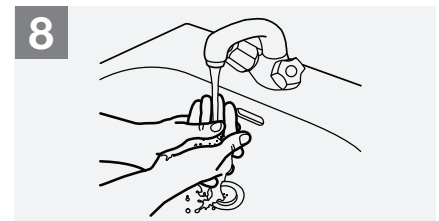
Backs of fingers to opposing palms with fingers interlocked;



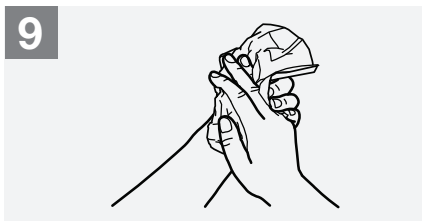
Rotational rubbing of left thumb clasped in right palm and vice versa;



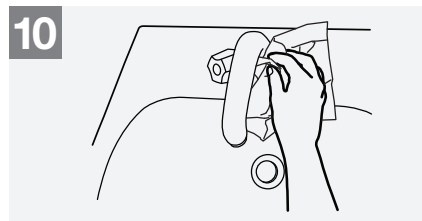
Rotational rubbing, backwards and forwards with clasped fingers of right hand in left palm and vice versa;



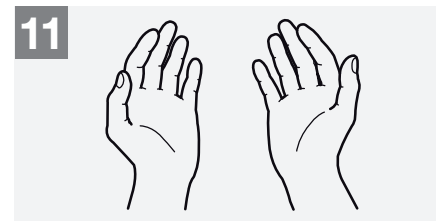
Rinse hands with water;



Dry hands thoroughly with a single use towel;



Use towel to turn off faucet;



Your hands are now safe.



SAFETY

Follow us, we're going places.



@melcordev
#LandlordofChoice
www.melcor.ca

SIGNATURE CUSTOMER CARE

p: 1.866.MELCOR1
w: Care.melcor.ca
e: service@care.melcor.ca



World Health
Organization

MELCOR