



LEDUC ESTATES  
955

LAKESIDE  
864

WINDROSE  
1,936

SUNTREE  
2,331

BRIDGEPORT  
2,846

WEST HAVEN  
1,907

WEST HAVEN PARK  
642





DEER VALLEY  
1,500

**Woodbend Market**

CRYSTAL CREEK  
1,288

WOODBEND  
1,943

## LEGEND

-  Low Density Residential
-  Semi-Detached
-  Townhomes
-  Medium Density
-  Woodbend Market

CENSUS POPULATIONS

FUTURE POPULATIONS

MAJOR ROADWAYS

For information purposes only. Subject to change.